

Medicare.gov | Nursing Home Compare

The Official U.S. Government Site for Medicare

General information

SAPPHIRE NURSING AT WAPPINGERS

Overall rating i 1 out of 5 stars
Much Below Average

[Learn more about the overall star ratings](#)

37 MESIER AVENUE
WAPPINGERS FALLS, NY 12590
(845) 297-3793



Nursing home information

62 certified beds i	Not in a Continuing Care Retirement Community (CCRC) i
Participates in i : Medicare and Medicaid	Not in a hospital i
Automatic sprinkler systems in all required areas i : Yes	Resident council only i

[Learn why these characteristics and services are important](#)

Ownership information

Ownership i: For profit - Corporation
Legal business name: SAPPHIRE NURSING AT WAPPINGERS LLC

[Get more ownership information](#)

Star rating categories

Health inspection rating i 2 out of 5 stars
Below Average

Staffing rating i 3 out of 5 stars
Average

Quality measures rating i 1 out of 5 stars
Much Below Average

Health inspections




SAPPHIRE NURSING AT WAPPINGERS

Overall rating  1 out of 5 stars
:Much Below Average

Health inspections

This page of Nursing Home Compare reports information about a nursing home's health inspections, complaints files and any resulting citations. Nursing homes that are certified by Medicare and Medicaid are inspected each year. Health care professionals inspect each nursing home and look for any health and safety citations. [Learn more.](#)

The [health inspection star rating](#) is based on each active provider's current health inspection survey and the 2 prior surveys, as well as findings from the most recent 3 years of complaints information and inspection revisits.

SAPPHIRE NURSING AT WAPPINGERS	
Health Inspection rating 	2 out of 5 stars Below Average
Date of most recent health inspection	04/04/2018 View full report
➤ Total number of health citations	12
Average number of health citations in New York	4.9
Average number of health citations in the U.S.	7.9
Date(s) of complaint inspection(s) between 5/1/2018 - 4/30/2019	11/09/2018 View full report
Number of complaints in the past 3 years that resulted in a citation 	1
Number of times in the past 3 years a facility-reported issue resulted in a citation 	0
View all health inspection details	View all health inspection, complaint, and facility-reported issue details

Fire safety inspections

SAPPHIRE NURSING AT WAPPINGERS

Overall rating  1 out of 5 stars
:Much Below Average



[Learn more about the overall star ratings](#)

Fire safety inspections

WAPPINGERS FALLS, NY 12590

Nursing homes that are certified by Medicare and/or Medicaid must meet standards set by the government to ensure residents are safe. Fire safety specialists inspect nursing homes to determine if a nursing home meets the Life Safety Code (LSC) requirements, a set of fire safety and emergency preparedness requirements set by the Centers for Medicare & Medicaid Services (CMS). These requirements are aimed at preventing fires, or protecting residents in the event of an emergency like a fire, hurricane, tornado, flood, power failure, or gas leak.

[Learn more about fire inspections.](#)

	undefined
Automatic Sprinkler Systems in All Required Areas 	Yes
Date of most recent standard fire safety inspection	03/29/2018
Total number of fire safety citations 	4
Average number of fire safety citations in NY	3.5
Average number of fire safety citations in the U.S.	2.9
See all fire safety inspection details	View all fire safety inspections

Staffing

SAPPHIRE NURSING AT WAPPINGERS

Overall rating  1 out of 5 stars
:Much Below Average

[Learn more about the overall star ratings](#)

Staffing

Higher staffing levels in a nursing home may mean higher quality of care for residents. This section provides information about the different types of nursing home staff and the average amount of time per resident that they spend providing care.

[Get more information about the staffing measures](#)
[Get more information about how to read the staffing chart](#)

Staffing

The information in this section includes registered nurses (RN), licensed practical/vocational nurses (LPN/LVN), nurse aides, and physical therapists (PT). Physical therapists aren't included in the "all staffing" star rating.

The "staffing" star rating takes into account that some nursing homes have sicker residents and may therefore need more staff than other nursing homes whose residents aren't as sick.

	SAPPHIRE NURSING AT WAPPINGERS	NEW YORK AVERAGE	NATIONAL AVERAGE
Staffing rating	3 out of 5 stars Average		
Average number of residents per day	57.2	167.8	85.7
Total number of licensed nurse staff hours per resident per day	1 hour and 44 minutes	1 hour and 31 minutes	1 hour and 33 minutes
RN hours per resident per day	44 minutes	42 minutes	41 minutes
LPN/LVN hours per resident per day	1 hour	49 minutes	53 minutes
Nurse aide hours per resident per day ⓘ	2 hours and 11 minutes	2 hours and 15 minutes	2 hours and 19 minutes
Physical therapist staff hours per resident per day ⓘ	9 minutes	7 minutes	5 minutes

Registered Nurse (RN) staffing only

Registered nurses (RNs) are licensed healthcare professionals who are responsible for the coordination, management and overall delivery of care to the residents. Some nursing home residents who are sicker than others may require a greater level of care, and nursing homes that have more RN staff may be better able to meet the needs of those residents.

Registered Nurse (RN) staffing rating	3 out of 5 stars Average		
Average number of residents per day	57.2	167.8	85.7
RN hours per resident per day	44 minutes	42 minutes	41 minutes

[How to read staffing charts](#) | [About staff roles](#)

Quality of resident care

SAPPHIRE NURSING AT WAPPINGERS

Overall rating  1 out of 5 stars
Much Below Average

[Learn more about the overall star ratings](#)

Quality of resident care

Nursing homes that are certified by [Medicare](#) and [Medicaid](#) regularly report clinical information for each of their residents to the Centers for Medicare & Medicaid Services (CMS). For short-stay and long-stay resident quality measures, CMS assigns nursing homes a quality of resident care star rating based on their performance on 16 measures. These, and other measures reflect, on average, how well nursing homes care for their residents. Information is listed for 2 groups of residents:

Short-stay residents - those who spent 100 days or less in a nursing home or residents covered under the [Medicare Part A Skilled Nursing Facility \(SNF\) benefit](#)

Long-stay residents - those who spent over 100 days in a nursing home

[Learn more about what quality of resident care information can tell you about a nursing home](#)

Quality of resident care 

1 out of 5 stars
Much Below Average

Short-stay quality of resident care 

2 out of 5 stars
Below Average

Long-stay quality of resident care 

1 out of 5 stars
Much Below Average

▼ Short-stay residents

[Learn why these short-stay measures are important](#)

[Current data collection period](#)

	SAPPHIRE NURSING AT WAPPINGERS	NEW YORK AVERAGE	NATIONAL AVERAGE

<p>Short-stay quality of resident care ⓘ</p>	<p>2 out of 5 stars Below Average</p> <p>SAPPHIRE NURSING AT WAPPINGERS</p>	<p>NEW YORK AVERAGE</p>	<p>NATIONAL AVERAGE</p>
---	--	-----------------------------	-----------------------------

<p>Short-stay quality of resident care ⓘ</p>	<p>2 out of 5 stars Below Average</p>
---	--

Measures used to calculate the star rating - Short-stay residents

<p>Percentage of short-stay residents who were re-hospitalized after a nursing home admission. <i>Lower percentages are better.</i></p>	<p>29.2%</p>	<p>20.4%</p>	<p>22.6%</p>
<p>Percentage of short-stay residents who have had an outpatient emergency department visit. <i>Lower percentages are better.</i></p>	<p>8.8%</p>	<p>8.8%</p>	<p>10.7%</p>
<p>Percentage of short-stay residents who got antipsychotic medication for the first time. ⓘ <i>Lower percentages are better.</i></p>	<p>0.0%</p>	<p>1.5%</p>	<p>1.8%</p>
<p>Percentage of SNF residents with pressure ulcers that are new or worsened. ⓘ <i>Lower percentages are better.</i></p>	<p>7.7%</p>	<p>NOT AVAILABLE</p>	<p>1.6%</p>
<p>Percentage of short-stay residents who report moderate to severe pain. <i>Lower percentages are better.</i></p>	<p>11.9%</p>	<p>8.1%</p>	<p>12.3%</p>

	SAPPHIRE NURSING AT WAPPINGERS	NEW YORK AVERAGE	NATIONAL AVERAGE
--	--------------------------------------	---------------------	---------------------

Short-stay quality of resident care ⓘ

2 out of 5 stars
Below Average

<p>Percentage of short-stay residents who improved in their ability to move around on their own.</p> <p>ⓘ</p> <p><i>Higher percentages are better.</i></p>	46.1%	67.7%	66.8%
---	-------	-------	-------

Flu and pneumonia prevention measures - Short-stay residents

<p>Percentage of short-stay residents who needed and got a flu shot for the current flu season.</p> <p><i>Higher percentages are better.</i></p>	89.1%	82.6%	82.4%
---	-------	-------	-------

<p>Percentage of short-stay residents who needed and got a vaccine to prevent pneumonia.</p> <p><i>Higher percentages are better.</i></p>	82.6%	79.3%	83.2%
--	-------	-------	-------

Additional quality measures - Short-stay residents ⓘ

<p>Percentage of SNF residents who experience one or more falls with major injury during their SNF stay.</p> <p><i>Lower percentages are better.</i></p>	0.0%	NOT AVAILABLE	0.9%
---	------	---------------	------

	SAPPHIRE NURSING AT WAPPINGERS	NEW YORK AVERAGE	NATIONAL AVERAGE
--	--------------------------------------	---------------------	---------------------

2 out of 5 stars
Below Average

Short-stay quality of resident care ⓘ

<p>Percentage of SNF residents whose functional abilities were assessed and functional goals were included in their treatment plan. ⓘ <i>Higher percentages are better.</i></p>	64.2%	NOT AVAILABLE	96.4%
<p>Rate of successful return to home and community from a SNF. <i>Higher rates are better.</i></p>	Better than the National Rate	NOT AVAILABLE	48.6%
<p>Rate of potentially preventable hospital readmissions 30 days after discharge from a SNF. <i>Lower rates are better.</i></p>	Not Available ¹⁶	NOT AVAILABLE	Not Available ¹⁶
<p>Medicare Spending Per Beneficiary (MSPB) for residents in SNFs. ⓘ <i>Displayed as a ratio.</i></p>	1.40	NOT AVAILABLE	1.01

▼ **Long-stay residents**

[Learn why these long-stay measures are important](#)

[Current data collection period](#)

	SAPPHIRE NURSING AT WAPPINGERS	NEW YORK AVERAGE	NATIONAL AVERAGE
--	--------------------------------------	---------------------	---------------------

1 out of 5 stars

**Long-stay quality of
resident care** ⓘ

Much Below Average

Measures used to calculate the star rating - Long-stay residents

Number of hospitalizations per 1,000 long-stay resident days. <i>Lower numbers are better.</i>	2.26	1.55	1.75
Number of outpatient emergency department visits per 1,000 long-stay resident days. <i>Lower numbers are better.</i>	1.02	0.74	1.03
Percentage of long-stay residents who got an antipsychotic medication. ⓘ <i>Lower percentages are better.</i>	5.9%	11.3%	14.6%
Percentage of long-stay residents experiencing one or more falls with major injury. <i>Lower percentages are better.</i>	6.7%	2.9%	3.4%
Percentage of long-stay high-risk residents with pressure ulcers. ⓘ <i>Lower percentages are better.</i>	17.0%	8.6%	7.4%

	SAPPHIRE NURSING AT WAPPINGERS	NEW YORK AVERAGE	NATIONAL AVERAGE
--	--------------------------------------	---------------------	---------------------

1 out of 5 stars

Much Below Average

Long-stay quality of resident care ⓘ

Percentage of long-stay residents with a urinary tract infection. <i>Lower percentages are better.</i>	19.8%	2.4%	2.8%
Percentage of long-stay residents who have or had a catheter inserted and left in their bladder. ⓘ <i>Lower percentages are better.</i>	5.4%	1.6%	2.2%
Percentage of long-stay residents whose ability to move independently worsened. <i>Lower percentages are better.</i>	25.4%	16.0%	17.9%
Percentage of long-stay residents whose need for help with daily activities has increased. ⓘ <i>Lower percentages are better.</i>	20.5%	13.3%	14.8%
Percentage of long-stay residents who report moderate to severe pain. <i>Lower percentages are better.</i>	7.8%	4.0%	6.9%

Flu and pneumonia prevention measures - Long-stay residents

	SAPPHIRE NURSING AT WAPPINGERS	NEW YORK AVERAGE	NATIONAL AVERAGE
--	--------------------------------------	---------------------	---------------------

1 out of 5 stars

Much Below Average

Long-stay quality of resident care ⓘ

Percentage of long-stay residents who needed and got a flu shot for the current flu season. <i>Higher percentages are better.</i>	96.4%	97.0%	95.6%
Percentage of long-stay residents who needed and got a vaccine to prevent pneumonia. <i>Higher percentages are better.</i>	97.4%	93.6%	93.7%

Additional quality measures - Long-stay residents

Percentage of long-stay residents who were physically restrained. <i>Lower percentages are better.</i>	0.0%	0.4%	0.3%
Percentage of long-stay low-risk residents who lose control of their bowels or bladder. <i>Lower percentages are better.</i>	38.0%	53.8%	48.4%
Percentage of long-stay residents who lose too much weight. <i>Lower percentages are better.</i>	6.1%	6.1%	5.6%

	SAPPHIRE NURSING AT WAPPINGERS	NEW YORK AVERAGE	NATIONAL AVERAGE
--	--------------------------------	------------------	------------------

1 out of 5 stars

Long-stay quality of resident care ⓘ

Much Below Average

<p>Percentage of long-stay residents who have symptoms of depression. <i>Lower percentages are better.</i></p>	2.9%	6.0%	4.6%
<p>Percentage of long-stay residents who got an antianxiety or hypnotic medication. ⓘ <i>Lower percentages are better.</i></p>	20.4%	14.0%	20.7%

Penalties

SAPPHIRE NURSING AT WAPPINGERS

Overall rating ⓘ 1 out of 5 stars
: Much Below Average

[Learn more about the overall star ratings](#)

Penalties

When a nursing home gets a serious citation or fails to correct a citation for a long period of time, this can result in a penalty. A penalty can be a fine against the nursing home or a denied payment from Medicare.

[Search for penalties under state law.](#)

[Learn more about penalties.](#)

Federal fines in the last 3 years	0
--	---

<p>Amount(s) and date(s) Payment denials by Medicare in the last 3 years</p>	<p>This nursing home hasn't received any fines in the last 3 years.</p>
	<p>States may also impose penalties under state law. To search state websites Click here.</p>
<p>Amount(s) and date(s) Payment denials by Medicare in the last 3 years</p>	<p>This nursing home hasn't received any fines in the last 3 years.</p>
<p>Date(s)</p>	<p>States may also impose penalties under state law. To search state websites Click here.</p> <p>This nursing home hasn't received any payment denials in the last 3 years.</p> <p>States may also impose penalties under state law. To search state websites click here.</p>